

KIDS CLUB BY POST

Weekly Pack 4
20/04/20

New Life

Story and activities to do at home
while we are unable to meet.



This pack has been prepared by:

Andy & Rachel Hughes - Urban Saints Wales, Susan Williams - Cynllun EFE a Chapel Caersalem, Caernarfon,
Nia Williams - Capel y Drindod Pwllheli, Jennifer Roberts - Eglwys Unedig Jerwsalem Bethesda
with help, ideas and resources from Cass Meurig, Becca Ambrose, Kathryn Williams, Jo Palmer,
Morgan Bryn, Leah Montgomery, Rachel Hughes, Carys Hughes & Greg Leavers

Mae yna
fersiwn
Cymraeg
ar gael
hefyd

Please note that, for copyright reasons, this pack may **ONLY** be distributed in full, free of charge.
No single part of it may be separated or copied into any other publication without permission.
Contact Ahughes@saintygymuned.org

Story



New Living Translation

That same day two of Jesus' followers were walking to the village of Emmaus, seven miles from Jerusalem. As they walked along they were talking about everything that had happened. As they talked and discussed these things, Jesus Himself suddenly came and began walking with them. But God kept them from recognizing Him.

He asked them, "What are you discussing so intently as you walk along?" They stopped short, sadness written across their faces. Then one of them, Cleopas, replied, "You must be the only person in Jerusalem who hasn't heard about all the things that have happened there the last few days."

"What things?" Jesus asked. "The things that happened to Jesus, the man from Nazareth," they said. "He was a prophet who did powerful miracles, and He was a mighty teacher in the eyes of God and all the people. But our leading priests and other religious leaders handed Him over to be condemned to death, and they crucified Him. We had hoped He was the Messiah who had come to rescue Israel. This all happened three days ago. Then some women from our group of His followers were at His tomb early this morning, and they came back with an amazing report. They said His body was missing, and they had seen angels who told them Jesus is alive! Some of our men ran out to see, and sure enough, His body was gone, just as the women had said."

Then Jesus said to them, "You foolish people! You find it so hard to believe all that the prophets wrote in the Scriptures. Wasn't it clearly predicted that the Messiah would have to suffer all these things before entering His glory?" Then Jesus took them through the writings of Moses and all the prophets, explaining from all the Scriptures the things concerning Himself.

By this time they were nearing Emmaus and the end of their journey. Jesus acted as if He were going on, but they begged Him, "Stay the night with us, since it is getting late." So He went home with them. As they sat down to eat, He took the bread and blessed it. Then He broke it and gave it to them. Suddenly, their eyes were opened, and they recognized Him. And at that moment He disappeared! They said to each other, "Didn't our hearts burn within us as He talked with us on the road and explained the Scriptures to us?" And within the hour they were on their way back to Jerusalem. There they found the eleven disciples and the others who had gathered with them, who said, "The Lord has really risen! He appeared to Peter."


Luke 24:13-34

Taken from the Holy Bible, New Living Translation © 1996,2004.
Used by permission of Tyndale House Publishers Inc., Carol Stream, Illinois 60166.
All rights reserved.

Simple Version

Two of Jesus' friends were walking to a village called Emmaus. Jesus came and started walking with them, but they didn't know it was him. They were sad because Jesus had died. On the journey, Jesus explained to them the meaning of everything that had happened. When they arrived in Emmaus, they went to have supper and invited Jesus to give thanks and break the bread. Suddenly they knew that it was him - but he disappeared. They went back to Jerusalem and told all their friends that Jesus was alive!

Colouring



© Crafting The Word Of God

They said to each other,
"Didn't our hearts burn
within us as He talked with
us on the road and explained
the Scriptures to us?"

Luke 24 Verse 32

Wordsearch

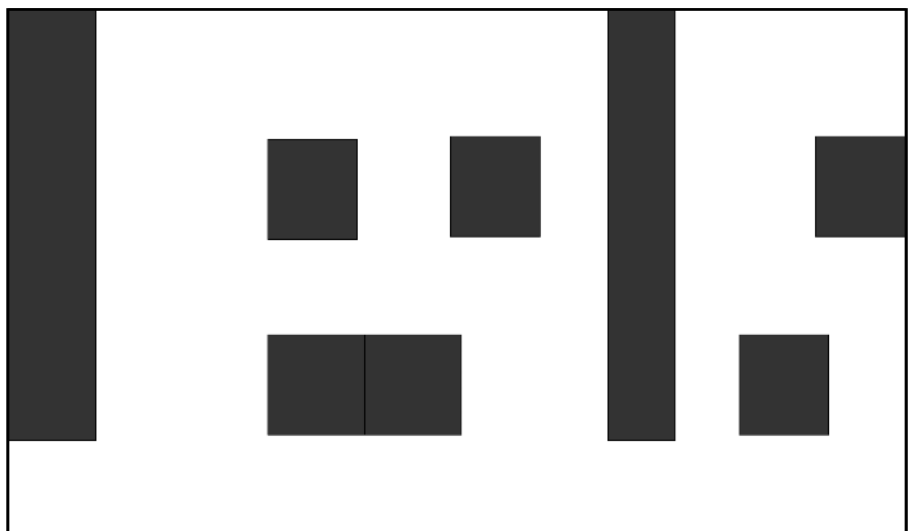
Journey to Emmaus

Y T R U T H S Z U E H C S L I
E X Q S R Z E B Y B J Z A W T
P E G N O F L M M A E G P Z L
D D I S A P P E A R S H O K U
Q P D U D R I R J D U D E B X
C R A A K T C E X R S X L Q V
R T E M S F S C X I E J C R T
Z O R M A Z I O W K B S Z N R
R W B E D J D G Z U K D T Z Z
A W Q N K U G N V D O C W E Q
C G E X P L A I N Q Z H V V C
N Q N O W V I S I T O R E K B
O L I X M Z T E H P O R P L U
K S R L J U L C N Y T A Y F W
O J M E S E R U T P I R C S Y

ROAD
EMMAUS
DISCIPLES
SAD
CLEOPAS
VISITOR
PROPHET
JESUS
EXPLAIN
SCRIPTURES
BREAD
RECOGNISE
DISAPPEAR
TRUTH

Puzzle

What is the
hidden word
here?



Puzzles


CROSSWORD

Down

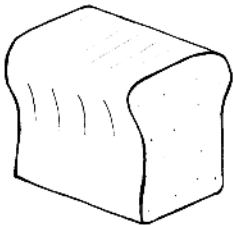
1. People who walk behind someone
4. The opposite of men
5. Getting there on foot
7. Simple food

Across

2. Where Jesus died
3. Where they buried Jesus
6. A city in Israel
8. What you do after travelling



Draw lines to connect the words to the correct pictures



Walk

Road




Emmaus

Discuss

Cross

Empty tomb

Bread



Challenge

Plant cress seeds This is really easy!

Use an empty pot or saucer and put some damp kitchen paper in the bottom.



Sprinkle the cress seeds on the damp paper.

Wait a few days and watch them grow!

If you don't have cress seeds, you could plant apple pips in a small pot of soil but you'll have to wait a bit longer to see them grow. You'll have to wait a very long time before you get any apples!




Letter writing challenge

Write a letter to a member of your family who lives on their own.
Tell them what you have been doing to help make them feel better.

Or make a card or draw a picture to show that you have been thinking of them.



Film



Make a video as a family of the song at the end of this pack.
You could sing the song and make up your own actions.

Using a smart phone, film yourselves - maybe ask your parents to post it on Facebook.



Have a go at making this week's story
using Lego.



Questions to discuss:

After reading the story, you could discuss these questions together:

1. What were the two friends talking about on their way home from Jerusalem?
2. Why do you think they didn't recognise Jesus as he came to walk with them?
3. How DID they recognise Jesus in Emmaus?
4. How can we recognise Jesus?


Craft

Butterfly



You will need:


2 sheets A4 paper
pipe cleaner
felt pens, pencil, ruler,
scissors, glue stick,
cereal bowl,
Pony beads (optional)



1. Use your ruler and measure a square – 15cmx15cm. Cut out.




2. On your second piece of paper turn your bowl upside down and place on paper. Draw around & cut out.



3. Put some glue on one corner of your square and attach the circle to the square.



4. Colour.



5. Start accordion folding the paper. (same as you would do when making a paper fan)
Accordion fold all the paper.



6. Press the paper together & then bend in the middle.



7. Bend the pipe cleaner in half.



8. Wrap the pipe cleaner around the middle of the butterfly twice and twist together.



9. Very gently, open up your butterfly wings & twist the butterfly antennae.

Why not make some more butterflies?

You can use any paper – coloured, patterned, magazines etc.

You can also add pony beads to the antennae.



You can tie a length of thin clear cotton to the bottom of the pipe cleaner antennae and hang around your house.



Craft

Walk with Jesus shoe




You will need:

1 sheet A4 paper
Cardboard (old shoe box)
pipe cleaner, Pony beads
felt pens, pencil, scissors,
glue stick, hole punch,
Sellotape.



1. Put the A4 paper on the floor and draw around your foot.



2. Draw toenails on your foot template & write the words 'Walk with Jesus'.

Cut out your foot.



3. Glue the foot template to a piece of card using your glue stick.



4. Cut around foot to make shoe base.



5. Use a hole punch to make a hole on either side of your shoe.



6. Use a pencil to make a hole between 2nd & 3rd toe.



7. Fold pipe cleaner in half & cut.




8. Thread the 2 pieces of pipe cleaner through hole by toes. Bend a small piece of pipe cleaner at back of shoe & Sellotape in place



9. Thread some pony beads on each piece of pipe cleaner.



10. Push pipe cleaner through hole on each side of shoe so that the beads don't fall off.



11. Bend pipe cleaners & Sellotape in place.



Recipe



To be made under adult supervision

Rocky Road

You will need

- 200g dark chocolate (Chocolate containing 70% solids is best)
- 2 - 3 tablespoons of Golden Syrup
- 100g small or large chopped Marshmallows
- 200g Digestive biscuits
- Icing sugar

Optional Ingredients

- Currants, cranberries or any other dried fruit
- Nuts
- Any ingredient you think would be a delicious addition. (remember that if you do this you'll need to use less biscuits and marshmallows so the chocolate has enough to cover the dry ingredients.)

Method

1. Line a small or medium square baking tin with baking paper.
2. Put the biscuits in a freezer bag and, with a rolling pin or the side of your fist you will need to hit the biscuits until they are a variety of small pieces - 5p in size and even as dust. Put the bag to one side.
3. In a bowl over a large saucepan half filled with water, melt the butter, chocolate and syrup over a low heat, stirring all the time until each piece of chocolate has melted. Then remove the pan from the heat.
4. Add the biscuits, marshmallows and optional extra ingredients into the chocolate mixture.
5. Put all of the mixture into the baking tin and spread evenly making sure it is put in the corners too.
6. Put the baking tin in the fridge for at least two hours and then sprinkle icing sugar over it and cut into squares or rectangles.



Creative Prayer

Praying for people with important jobs

You will need a set of Jenga bricks (or similar).

Have a discussion together about people who have important jobs.

Here are some to get you started:

Doctor
Teacher
Paramedic
Nurse
Firefighter
Policeman
Farmer



Now write one job on each of the Jenga bricks.

Play the game together BUT each time you pull out a brick, pray for all the people who do this job.

You can use your own words or you could pray,
'Father God, please help everyone who is awith their work and keep them safe.'


All the players can join in at saying 'Amen' after each prayer.

Footsteps



1. Take a piece of paper and draw round your foot with a felt pen or pencil.

2. Write a prayer on the paper.
Think of three things to say to God - something to thank him for, something to say sorry for and something you want to ask him about



3. Cut out the foot shape.

After praying, you're ready to play the game on the next page - 'The floor is lava!'



Games



The floor is lava!

This week's story is about two disciples walking with Jesus.

Ask everyone in the family to outline their feet on card or paper and then cut them out. Make some extra ones too.

Everyone then starts from one end of the room. You will all need to imagine that the floor is covered with lava. To get to the other end of the room you will have to step from one footprint to another so you don't burn your feet! If someone falls into the 'lava' they have to go back to the start.

To make the game more of a challenge, you could add obstacles or use fewer footprints.



What is it?

Here are pictures of 6 household items which have been taken from unusual angles.
Can you recognise them? *(Answers in next week's pack)*

1



2



3



4



5



6





Games



Memery Verse Game

"Anyone who belongs to Christ has become a new person. The old life is gone; a new life has begun!"
2 Corinthians chapter 5 verse 17

Time to move! To learn the verse it is necessary to do some exercise moves.

You will need:

1. The verse written out and broken into sections.
2. A place to move around without hitting anything!

How to play:

Read the first part of the verse aloud.

Make the movement that accompanies this part and say it at the same time.

Move on to the next part, say it out loud and do the movements.

Keep going until you've gone through the verse.

Try saying the whole verse without looking.

Anyone



Jump and move your arms in and out to point to yourself

who belongs to Christ



Curl up into a ball and then extend all that you can

has become



Turn your arms in front of you, over your head and bend low and keep turning your arms (slowly count to 20)

a new person



Leap 4 steps forward, turn and leap four steps back to your place (do this 5 times)


the old life is gone;



Rabbit jump (20 or more!)



a new life



Run fast on the spot! (Count to 50)

has begun



Touch your toes 20 times



Games



'Pictionary'

Each player to think of something to draw - preferably using words from the story.

You will need:

1. Paper and pencil
2. Two or more players
3. Timer - watch, phone, or egg timer



How to play:

- One person at a time has the opportunity to draw something while the other players try to guess what it is before a minute (or two minutes) elapses.
- The person drawing the picture has to think of something from the story of Easter or the story at the start of this pack.
- The person drawing the picture is not allowed to speak.
- The person who guesses correctly gets a point, and gets a chance to draw.
- If no one has guessed correctly within the time, another player gets a turn.
- The person with the most points wins.

'Guess who'

You will need:

1. Two sets of character pictures cut out (see the next 2 pages)
2. Two sets of pegs - enough for 1 peg per character
3. Glue or tape to attach the characters to the pegs
4. Something to attach the pegs to such as a cardboard box side or a cereal box bottom for each player.
5. Two players

How to play:

- Both players place their pegs with the characters on them so that they can see the faces.
- Both players select one of the characters and remove the peg and keep it out of sight of the other player.
- Player 1 asks player 2 a question like: "Does this person have black hair?" or "is this person wearing a hat?"
- If player 2 answers "Yes he wears a hat", player 1 removes the peg of each character without a hat.
- Player number 2 now has a turn to ask a question.
- Both players ask each other a question in this way, and remove the characters that do not fit the answers.
- A player can guess which character the other has chosen when it is their turn to ask a question.
- The winner is the player who chooses the right character first.





James



Judas Iscariot



Matthew



Bartholomew



Philip



John



Simon Peter



Thomas



Simon the Zealot



**James son
of Alphaeus**



Andrew



Thaddaeus



James



Judas Iscariot



Matthew



Bartholomew



Philip



John



Simon Peter



Thomas



Simon the Zealot



**James son
of Alphaeus**



Andrew



Thaddaeus

Links



Puppet sketch <https://youtu.be/aD1fyr7FT5U>

Song of the week - video: https://youtu.be/SgS_vO-tpsM

The seriously surprising story - video:

<https://www.biblesociety.org.uk/get-involved/easter/>

Cartoon: VeggieTales Easter Carol <https://www.youtube.com/watch?v=2OHo6B4EpeI&t=35s>

Information about Guardians of Ancora - a free game app. <https://guardiansofancora.com/>

Pole & Hannah's Sunday Club in a stable

<https://www.youtube.com/channel/UCcVWq9xFIKOiE6ZVSBbJPQw>

Other resources: <https://www.prayerspacesinschools.com/prayer-spaces-at-home>

Sing

Dead men don't walk.

Dead men don't talk.

Dead men are meant to stay there
not leave empty tombs.

Jesus is alive, see the tomb's empty.

Jesus is risen, He is not dead!

Jesus is alive, death is defeated

Jesus is risen, just as He said.

He's alive, victor over sin.

He's alive, He's the King of kings.

He's alive, never more to die.

He's a live, lift your praises high.

© 1995 Greg Leavers

Watch a video of this song online at:

https://youtu.be/SgS_vO-tpsM

If you'd like a copy of the sheet music for the song, contact Andy Hughes - Ahughes@saintygyuned.org

